

LCD1111



Linen Closet Designs
Vintage inspired designs for today's quilter.



Uncle Sam



Uncle Sam Mini- 12 inches finished

1. Cut your background to measure 12 $\frac{1}{2}$ ", seal the edges with Fray Block to prevent raveling and distortion.
2. Refer to the template page and cut your shapes from the corresponding wool. The templates are NOT reversed. I do not use a fusible. I trace the template onto freezer paper, iron to the wool and cut out the shapes. I use 2 strands of embroidery floss and a small applique stitch similar to a whip stitch. A layout guide is provided to help in placement and show where the embroidery will be added.
3. Once the applique is finished you will need to add the embroidery. For the gold I used DMC 729 as it adds a bit of sheen.

For the sheep halter- stem stitch with 2 strands of gold.

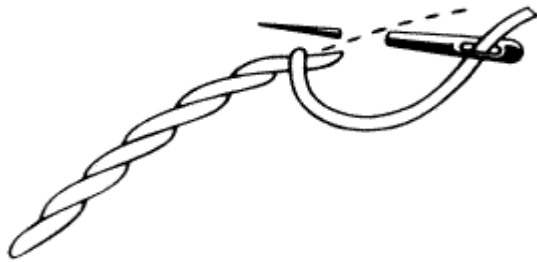
Sheep leash- chain stitch with 3 strands of gold.

Detail on the pant's stripe- 2 strands in a straight stitch on an angle.

Shoelaces- 2 strands of gold, lazy daisy stitch for the laces and a French knot for the knot.

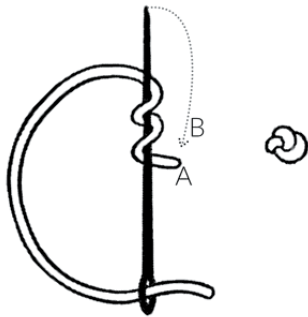
Shooting trails from the stars- 2 strands of gold in a running stitch.

For Sam's eye I used 2 strands of gray and stitched a tiny straight stitch.

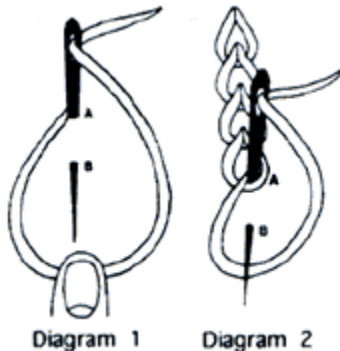
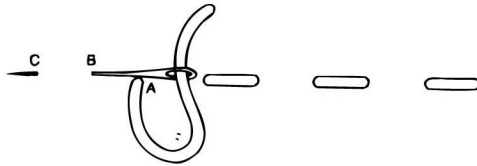


Stem stitch

French Knot



RUNNING STITCH



Chain stitch

Once all the embroidery is finished, press, layer and baste. I quilted my quilt using a big stitch and size 12 thread in a color that closely matched my fabric. I quilted in the ditch around the main applique and then quilted straight, vertical lines about 2" apart. Bind with 2 $\frac{1}{4}$ " binding.



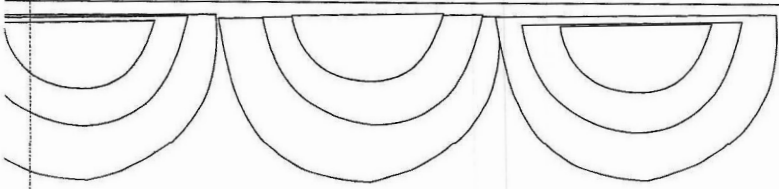
I display my quilt on the Spirit Vine 14" stand from Ackfield.

Be sure to check out my other patterns, books and supplies at


www.linenclosetdesigns.bigcartel.com


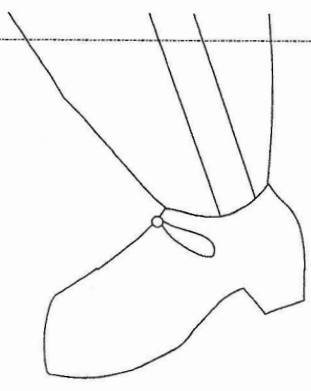
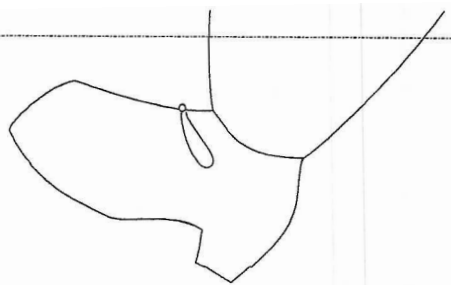
Uncle Sam Mini

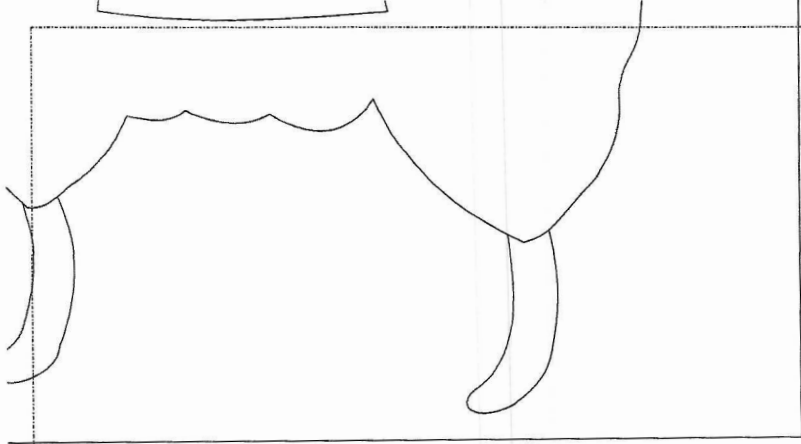


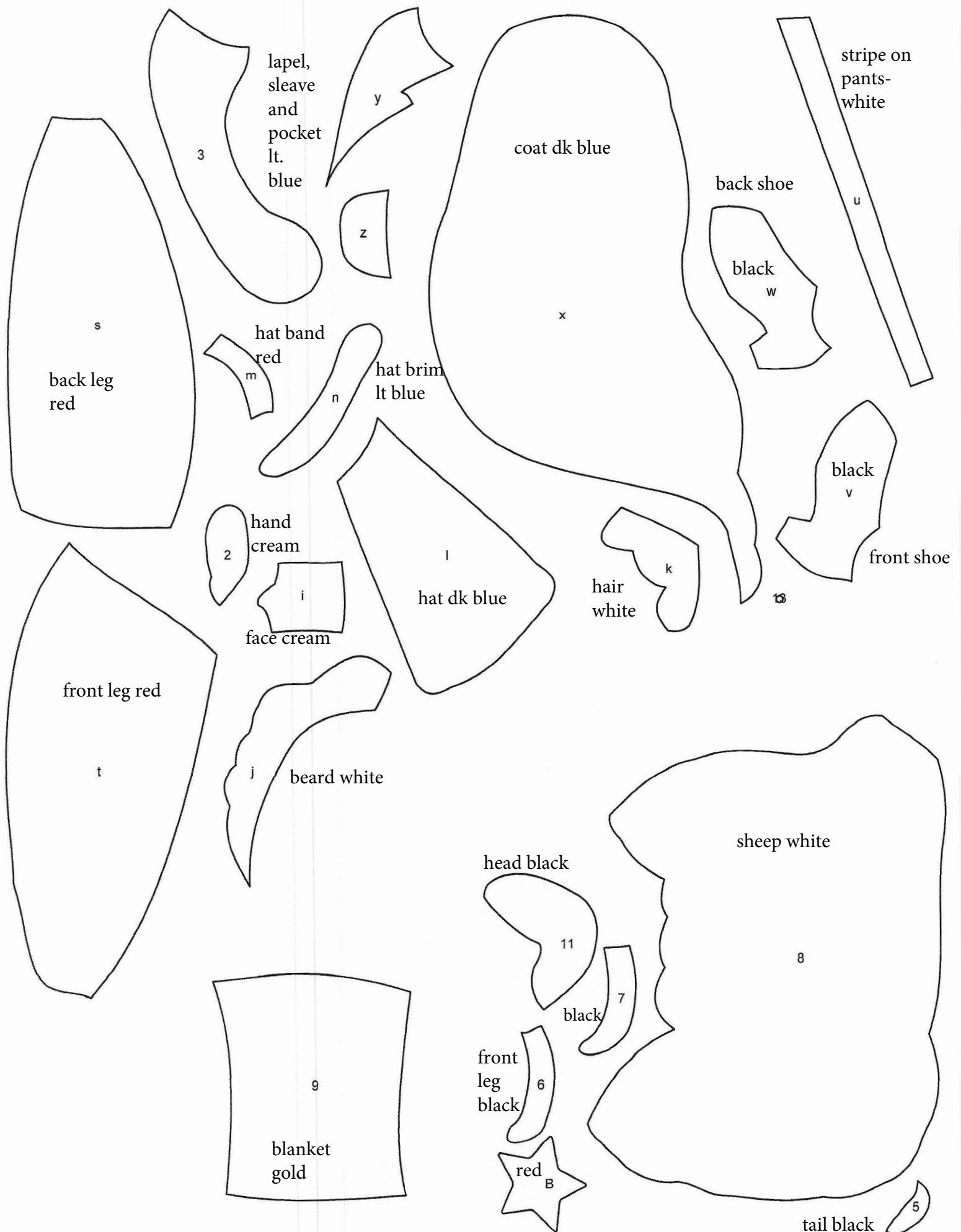


1776









top of flag pole
gold

4

flag corner
lt blue

r

flag stripes
white

q

p

flag red

o

flag pole
black

1

numbers black
make 2 of the

7s

176

G

H

I

bunting

8 lt blue

K

8 gold

e

s

4 red
4 white

all 5 stars are gold

D

E

F

C

10

Uncle Sam Mini Quilt

12" x 12"

Uncle Sam is marching proudly with sheep in tow in this darling mini quilt. Made using wool applique on cotton , this little quilt will be ready to add charm to your home in a flash.

Fabric Requirements

Cotton

14" square for background and 58 inches of 2 ¼" wide strips for binding

Wool

Red- 5" x 7"

Dark Blue- 3 ¼" x 7"

Light Blue- 3 ¾" x 8 ½"

White- 4 ¼" x 8 ½"

Black- 2 ½" x 6"

Gold- 2 ¾" x 7"



© 2021 Dawn Heese

All rights reserved. This pattern can not be copied or reproduced without express consent of the author.

dawne86@hotmail.com

www.linenclosetdesigns.com

www.linenclosetdesigns.bigcartel.com

www.facebook.com/LinenClosetDesigns

